

THE POLICE & CRIME COMMISSIONER FOR CLEVELAND

DECISION RECORD FORM

REQUEST:

Decision required with regard to the allocation of community safety funds

Title:

Allocation of community safety funds

Executive Summary:

For 2013–14, funds that would formerly have been provided by Home Office to local Crime and Disorder Partnerships (CSPs) have been allocated to Police and Crime Commissioners. In Cleveland the total sum is £1,698,000; this is derived from a larger sum that has reduced over the past 3 years.

CSPs within the 4 Cleveland Boroughs have conducted needs assessments and District police officers have been party to a prioritisation process based on evidence and analysis. To curtail entirely the programmes that have been developed as a result, without sufficient time for any re adjustment, would have been inappropriate. It must be accepted that within each Borough the CSP is best placed to establish what is needed to address crime and disorder effectively, and to make the difficult prioritisation decisions.

Each CSP was asked to submit proposals for funding support against the 5 priority themes of the PCC plan 2013–17. CSPs were advised that any funding awarded will be subject to performance monitoring to demonstrate that it is achieving the stated outcomes. Furthermore they have been made aware that there can be no guarantee of financial support from the PCC in future years.

The total requested by CSPs is £680,953 (as per appendix 1)

It should be recognised that these allocations represent very small fractions of total CSP programmes. It is proposed, and accepted by CSPs, that any local requests for support received by the PCC will in the first instance be referred to the relevant CSP.

Youth Offending Services were formerly supported by the Community Safety Fund and so it is proposed that £250,000 be allocated for 2013 – 14 to provide time for any appropriate financial restructuring.

Arrest referral, which is a Cleveland wide scheme, albeit based on where custody provision is situated, has formerly been supported by the 4 CSPs who have funded Cleveland Police to assist with commissioning.

The total needed to maintain this is £828,034 of which it is proposed the PCC provides £694,000. It is further proposed to review this contract in mid year.

There is consequently an uncommitted sum of £63,047 which may be used by the PCC or Cleveland wide programmes in support of the priorities within the plan.

The Community Safety fund represents only 1.2% of total PCC expenditure, the bulk of which is spent on policing. But serves as reminder that the

tremendous reductions in crime that are now being achieved in Cleveland are founded on working in partnership to tackle problems.

Decision:

1 that arrest referral funding be allocated as set out above and reviewed mid year

2 that CSP funding be allocated as per appendix 1

3 that remaining funds be used where appropriate to support community safety work in Cleveland

Implications:

Has consideration been taken of the following:

Yes

No

Financial

Legal

Equality & Diversity

Human Rights

Sustainability

Risk

(If yes please provide further details on the next page)

Decision Required – Supporting Information

Financial Implications: (Must include comments of the PCC's CFO where the decision has financial implications)

The total allocation of Community Safety funds is affordable within the overall budget set by the PCC.

Legal Implications: (Must include comments of the Monitoring Officer where the decision has legal implication)

Equality and Diversity Implications

Human Rights Implications

Sustainability Implications


Risk Management Implications

OFFICER APPROVAL

Chief Executive

I have been consulted about the decision and confirm that financial, legal, and equalities advice has been taken into account. I am satisfied that this is an appropriate request to be submitted to the Police and Crime Commissioner.

Signature:




Date:



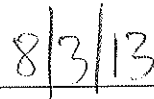
Police and Crime Commissioner:

The above request HAS / ~~DOES NOT HAVE~~ my approval.

Signature:



Date:



APPENDIX 1

Recipient	Outline of proposal	PCC priority addressed by proposal	Funding requirement £	'SMART' Performance measures
Stockton CSP	Domestic Violence support	Better deal for victims and witnesses	46,397	70% of perpetrators recording no DV offences in 6 months following completion of perpetrator programme
	Integrated Offender Management)	Develop better co-ordination and partnership between agencies Divert people from offending etc	55,000	50% reduction in offending behaviour of IOM cohort
	Rapid access to treatment services for Criminal Justice clients	Develop better co-ordination and Divert people from offending etc	53,485	63% of CJ clients engage with treatment services 10% of successful completions
	Young people's substance misuse service	Develop better co-ordination and partnership between agencies Divert people from offending etc	18,378	70% of young people identified as having substance misuse issues engaging in service 50% of YP leaving services in a planned way.
	Positive Futures youth engagement activities	Divert people from offending etc Develop better co-ordination and partnership between agencies	54,821	568 young people engaged in the programme on an annual basis for an average of 57 hours 50% reduction in ASB and offending of young people engaged in the programme
	Total Requested Recommended Allocation			228,081

Recipient	Outline of proposal	PCC priority addressed by proposal	Funding requirement £	SMART Performance measures
Redcar and Cleveland CSP		Divert from offending		<p>1. At least 80% of Young People who receive an ASB Letter 1 will receive an intervention from Targeted Youth Support (TYS)</p> <p>2. At least 65% of Young People who receive a TYS Intervention stop or reduce further incidents of ASB</p>
		Better co ordination		<p>1. Number of residents who perceive Crime & ASB as a problem in their Neighbourhood reduced from: 46%* in 2012/13, to 41% in 2013/14 *(TBC when R&C Resident Survey results confirmed in April 2013)</p> <p>2. Reduce Publicly reported ASB from: 8,809* in 2012/13, to 8,808** in 2013/14 *(Projected figure, TBC April 2013 **Reduction in line with Police targets)</p>
	Contribution to in-house support and delivery team		85,471	<p>3. Reduce Publicly reported Criminal Damage from: 1,997* in 2012/13 to 1,996 in 2013/14 *(Projected figure, TBC April 2013 **Reduction in line with Police targets)</p> <p>4. Deliver 4 x Seasonal multi-agency operations during 2013/14</p>
		Better deal for victims and witnesses		<p>1. 90% of victims/witnesses who return a 'Closed Case Feedback form' are satisfied with the service received. (& supported through introduction of ASB Support Scheme during 2013/14)</p> <p>2. Increase Hate Crime reports from: 105* reports in 2012/13 to 110 in 2013/14 (& supported through launch of Hate Crime Reporting Campaign, & Safe Places scheme during 2013/14) *(Projected figure, TBC April 2013)</p>
	Intensive Offender Management Scheme	Divert from offending / reoffending	31,115	<p>1. Reduce proven re-offending of PPOs from: XXXX* in 2012/13 to XXXX in 2013/14 To be reported on a 6-monthly basis *(Figs to be confirmed by 31.3.13. NB data is lagged and this will be the most up-to-date data currently available)</p>
Total Requested			116,586	
Recommended Allocation			116,586	

Recipient	Outline of proposal	PCC priority addressed by proposal	Funding requirement £	'SMART' Performance measures
Middlesbrough CSP	Integrated offender management scheme	Divert from offending/re offending	136,000	The IOM Scheme will work with: - 40 Prolific & Priority Offenders, and 100 High Crime Causing Offenders. The outcome indicators that will be monitored will include: - MOJ reoffending indicator for PPOs
	DV Coordination	Better deal for victims and witnesses Divert from offending Better co ordination	14,639	The number of Police recorded incidents of Domestic Violence The number of recorded crimes and detections The number of arrests for DV The number of repeat victims of DV The Repeat Victimization rate for the Middlesbrough MARAC
	Young Persons substance misuse service	Divert young people from offending	56,736	Number of secondary aged pupils taking part in Risk Taking Behaviour Road Show Number of young people who receive education regarding substance misuse directly from the young person's treatment service Number of young people who receive structured treatment for substance misuse Number of young people who have been referred for treatment through the Criminal Justice System
	IYSS	Divert young people from offending	50,001	Diversionary positive activities to steer young people away from risk taking behaviour – work with and support 50 vulnerable young people at risk of offending. Community based programmes to change perceptions and enable cohesion - minimum of 6 community based programmes to be delivered Challenge indoctrinated values and behaviours – this will be monitored through local PSG data. A reduction in this behaviour
Total Requested			257,376	
Recommended allocation			257,376	

Recipient	Outline of proposal	PCC priority addressed by proposal	Funding requirement £	'SMART' Performance measures
Hartlepool CSP	Independent Domestic Violence Offender	Better deal for victims and witnesses	20,000	Improved victim safety Reduction in repeat incidents of domestic abuse
	Contribution to Integrated Offender	Divert People from offending	25,910	Reduction in re-offending rates
	Neighbourhood safety fund (including ASBAD)	Better deal for victims and witnesses Divert people from offending Better co-ordination	33,000	Reduced crime and anti-social behaviour Reduction in re-offending rates Improved victim safety
Total requested			78,910	
Recommended allocation			78,910	

Recipient	Outline of proposal	PCC priority addressed by proposal	Funding requirement £	'SMART' Performance measures
Youth offending services across Cleveland	Contribution to the delivery of restorative justice	Better deal for victims and witnesses	250,000	90% victim satisfaction levels
	Contribution to new 'Out of Court' disposals projects from April 2013	Divert people from offending & reoffending Better coordination		Reduce first time entrants to the youth justice system by 2%
	Contribution to the delivery of court ordered community and custodial sentences to young people at risk of reoffending	Divert people from offending & reoffending Better coordination		Reduce reoffending rates for young people (target tbc)
Total requested			250,000	
Recommended allocation			250,000 with 61,250 to H' pool	