AUDIT COMMITTEE

CLEVELAND POLICE
Putting People First

Professional Standards Department

Audit Committee Report

12th June 2017

Reference Number:	**Jun-17**
Prepared By:	**DC Mark Leadbitter**
Date:	**12th June 2017**

This document contains data in an abridged format and may contain 'Sensitive Material' as defined in the Attorney General's guidelines for the disclosure of "Unused Material".

No part of this document may be copied or disclosed without prior reference to Supt. PSD.

Period 01/12/2016 – 31/05/2017

There has been a de**c**rease in the number of Cases recorded during this period (**222** to **214**), with a increase in allegations (**270** to **281**), when compared to the same period in the previous year.

The Control Strategy Priorities for 2017/18 are the following Complaint categories:

● Category 'C' – Other Assault
● Category 'S' – Other Neglect / Failure in duty
● Category 'U' – Incivility, Impoliteness & Intolerance

In the period 01/12/2016 – 31/05/2017:

● Complaints of Other Assault (Category C) have increased by **1** compared to the same period in the previous year, increasing from **20** to **21**. The majority of assault complaints are linked to the arrest of the complainant. A complaint, for example, that handcuffs have been applied too tightly would fit this category.

● Complaints of Other Neglect or Failure in Duty (Category 'S') have increased by **10** compared to the same period in the previous year, increasing from **80** to **90**. The overriding theme for the Force in respect of Neglect complaints is crime enquiries.

● Complaints of Incivility (Category 'U') have increased by **1** compared to the same period in the previous year, increasing from **60** to **61**.

Issues inside of the Control Strategy & Categories to Monitor

Cat 'C'. - Other Assault

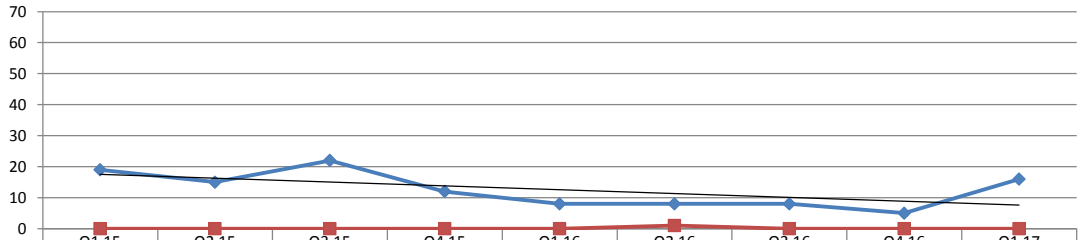

	Q1 15	Q2 15	Q3 15	Q4 15	Q1 16	Q2 16	Q3 16	Q4 16	Q1 17
Other Assaults	19	15	22	12	8	8	8	5	16
Upheld	0	0	0	0	0	1	0	0	0

Cat 'E'. - Unlawful/Unnecessary Arrest or Detention

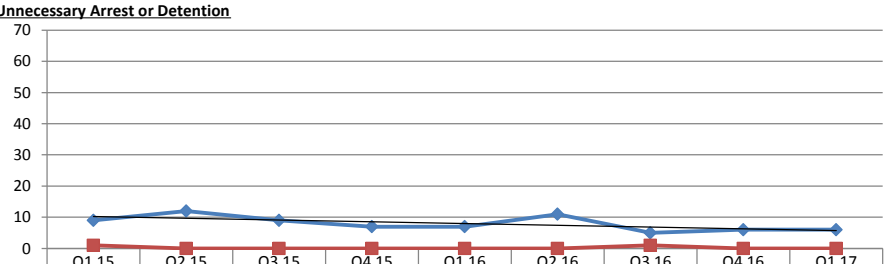

	Q1 15	Q2 15	Q3 15	Q4 15	Q1 16	Q2 16	Q3 16	Q4 16	Q1 17
Unlawful/Unnecessary Arrest or Detention	9	12	9	7	7	11	5	6	6
Upheld	1	0	0	0	0	0	1	0	0

Cat 'M' - Detention, Treatment & Questioning (Breach of Code C)

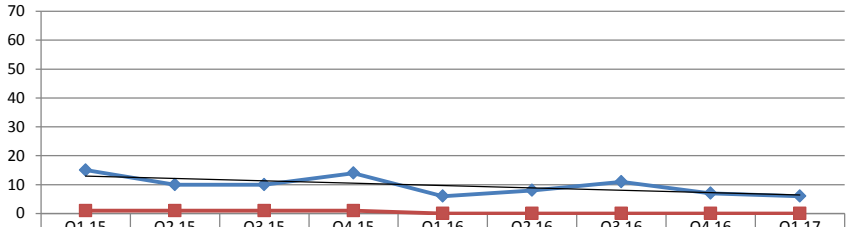

	Q1 15	Q2 15	Q3 15	Q4 15	Q1 16	Q2 16	Q3 16	Q4 16	Q1 17
Detention, Treatment & Questioning (Breach of Code C)	15	10	10	14	6	8	11	7	6
Upheld	1	1	1	1	0	0	0	0	0

Cat. 'S' - Other Neglect or Failure in Duty

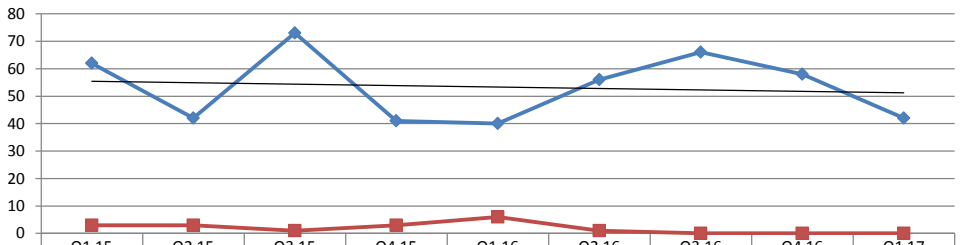

	Q1 15	Q2 15	Q3 15	Q4 15	Q1 16	Q2 16	Q3 16	Q4 16	Q1 17
Other Neglect or Failure in Duty	62	42	73	41	40	56	66	58	42
Upheld	3	3	1	3	6	1	0	0	0

Cat 'U' - Incivility, Impoliteness & Intolerance

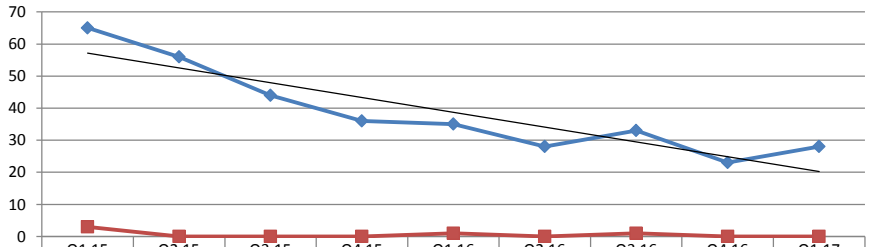

	Q1 15	Q2 15	Q3 15	Q4 15	Q1 16	Q2 16	Q3 16	Q4 16	Q1 17
Cat 'U' - Incivility, Impoliteness & Intolerance	65	56	44	36	35	28	33	23	28
Upheld	3	0	0	0	1	0	1	0	0

Complaint Cases & Complaints Recorded By Month Against 2014 T0 2016 Averages

Complaint Cases Recorded by Month

Cases	Jan	Feb	Mar	Apr	May	Jun	Jul	Aug	Sep	Oct	Nov	Dec	Month Av.	Jan-Dec Tot.
2015	57	69	75	64	47	68	75	51	63	52	40	31	57.7	692
2016	31	50	38	37	33	38	48	47	35	42	40	29	39.0	468
2017	33	35	42	36	39								37.0	185
15-17 Average	40	51	52	46	40	53	62	49	49	47	40	30	46.5	558

Complaints Recorded by Month

Complaints	Jan	Feb	Mar	Apr	May	Jun	Jul	Aug	Sep	Oct	Nov	Dec	Month Av.	Jan-Dec Tot.
2015	66	78	81	75	62	92	92	69	90	72	48	33	71.5	858
2016	36	67	42	52	39	72	60	79	43	51	61	36	53.2	638
2017	46	43	55	51	50								49.0	245
15-17 Average	49	63	59	59	50	82	76	74	67	62	55	35	60.8	730

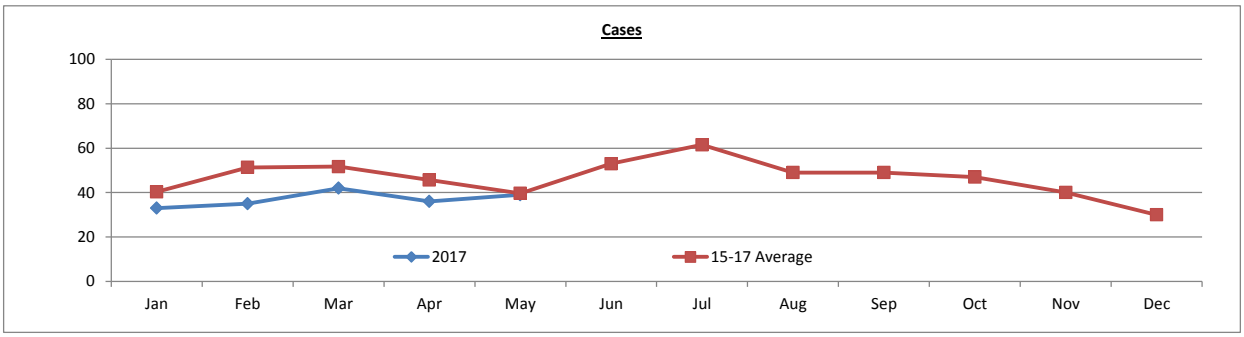

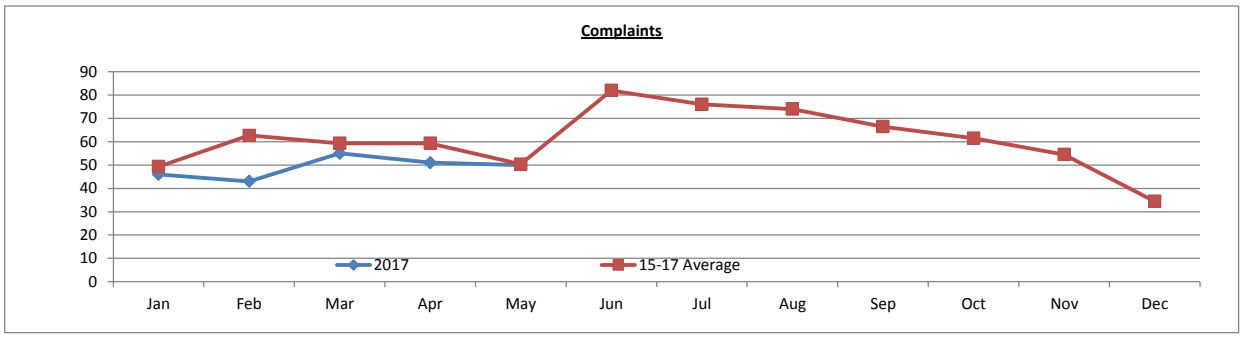

Recorded Case & Complaints by Quarter

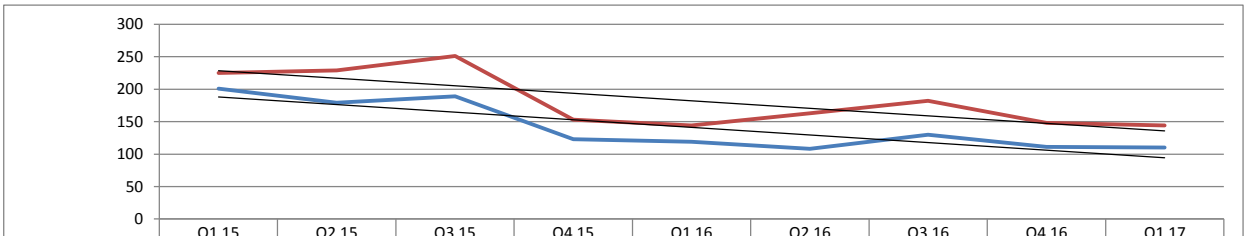

	Q1 15	Q2 15	Q3 15	Q4 15	Q1 16	Q2 16	Q3 16	Q4 16	Q1 17
Cases	201	179	189	123	119	108	130	111	110
Complaints	225	229	251	153	144	163	182	148	144

Investigation Days

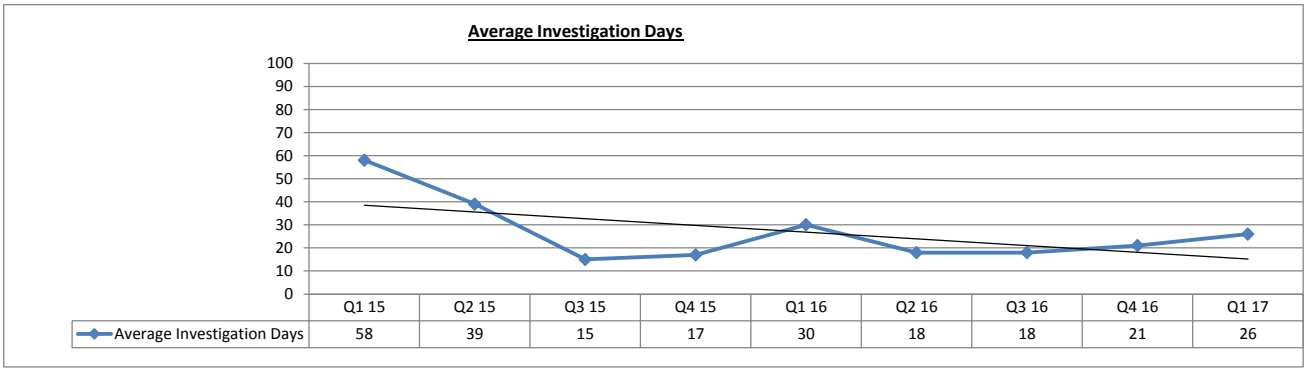

	Q1 15	Q2 15	Q3 15	Q4 15	Q1 16	Q2 16	Q3 16	Q4 16	Q1 17
Average Investigation Days	58	39	15	17	30	18	18	21	26

Live Complaint Cases - Investigation Days

P.S.Department currently have 150 non-finalised Complaints. (An increase of 4 complaints since 30/11/16)

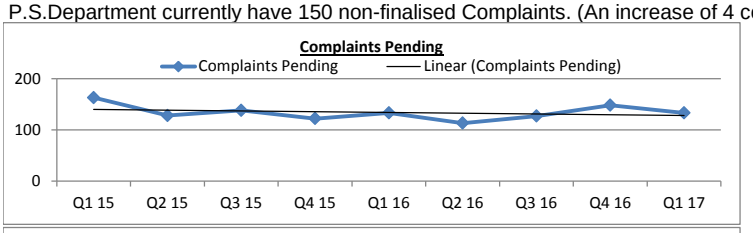

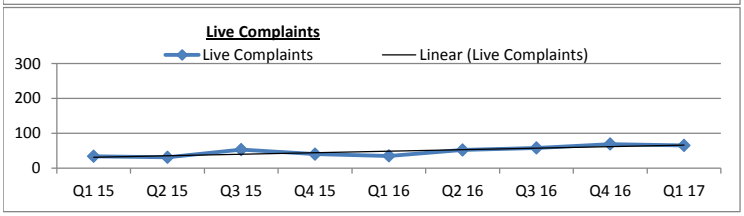

Of these:
> 14 Complaints are subject of an appeal
> 0 Complaints where an appeal has been upheld
> 50 complaints are currently at the point where the investigation has been stopped and a letter has been sent to the Complainant and the file is in the 28 day period where an appeal may be lodged, or an appeal has been lodged
> 27 Complaints are currently sub-judice
The remaining **59** complaints are live (**4** less than the number of complaints compared to the previous period

Regulation Notices Served by Quarter

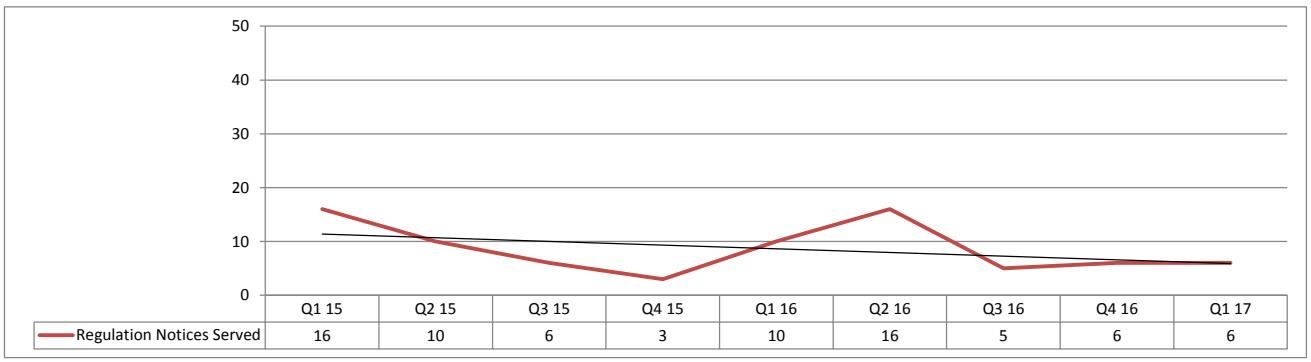

	Q1 15	Q2 15	Q3 15	Q4 15	Q1 16	Q2 16	Q3 16	Q4 16	Q1 17
Regulation Notices Served	16	10	6	3	10	16	5	6	6

Complaints Finalisation Trends

	Q1 15	Q2 15	Q3 15	Q4 15	Q1 16	Q2 16	Q3 16	Q4 16	Q1 17
LR By Dist / Dept	16	7	7	1	0	0	0	0	1
LR By PSD	140	207	197	133	85	111	134	91	108
All Means	215	268	262	178	134	140	153	119	150
% Finalised by Local Resolution	**72.6%**	**79.9%**	**77.9%**	**75.3%**	**63.4%**	**79.3%**	**87.6%**	**76.5%**	**72.7%**

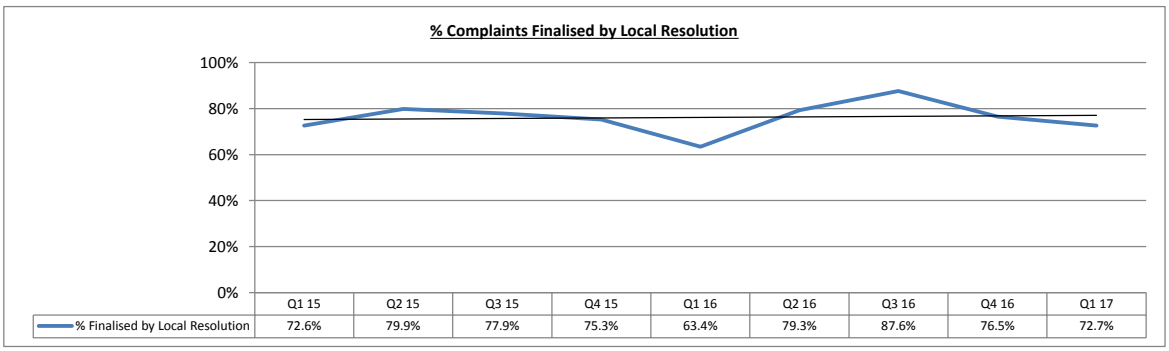

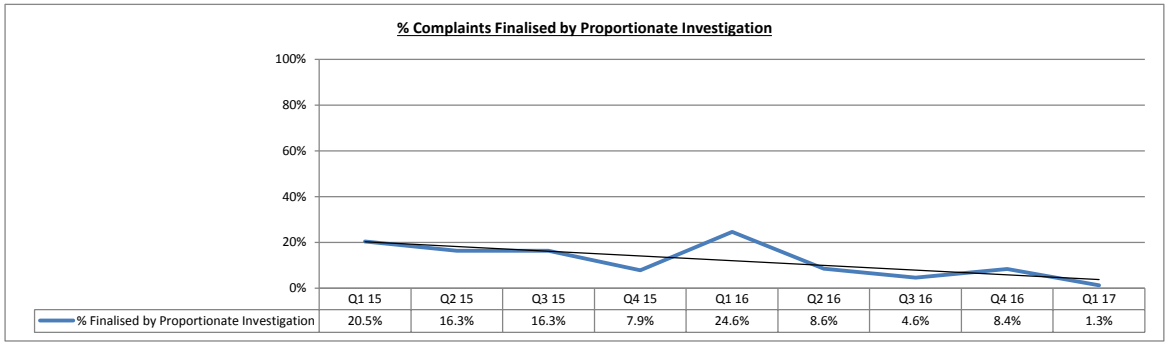

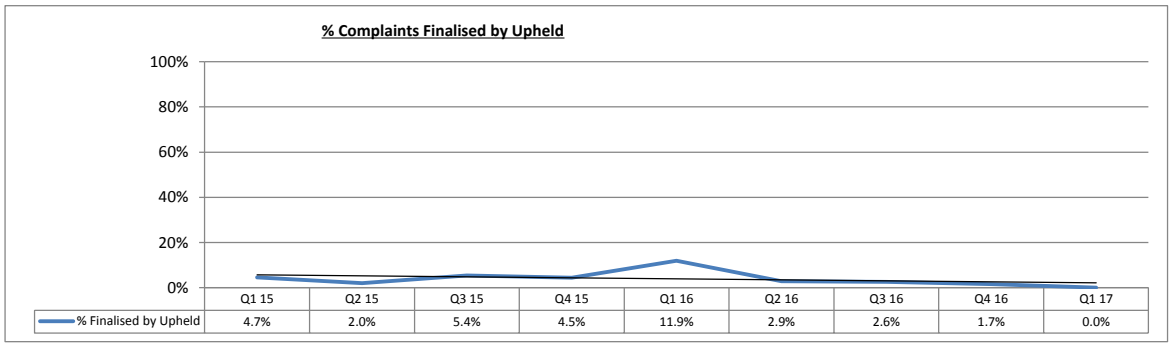

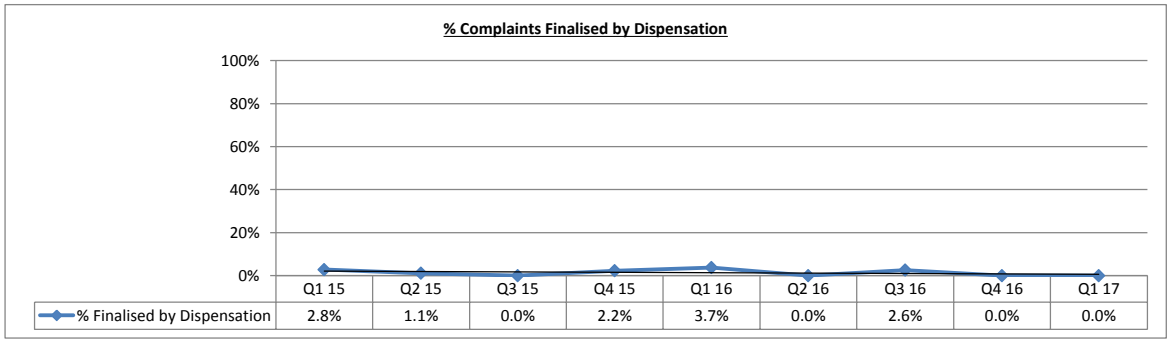

Source: Centurion Complaints System Data via Xanalysis

Triage Team - Local Resolution Summary

Date	May 16	June	July	Aug	Sept	Oct	Nov	Dec	Jan 17	Feb	Mar	April	May	**Average**		**Total**
Dissatisfactions Recorded	87	78	59	68	68	77	58	52	65	81	134	95	81	**77.2**		**1003**
Contacted within 24hrs	80	78	56	67	62	74	56	49	63	79	123	77	68	**71.7**		**932**
% Contacted within 24hrs	**92.0%**	**100.0%**	**94.9%**	**98.5%**	**91.2%**	**96.1%**	**96.6%**	**94.2%**	**96.9%**	**97.5%**	**91.8%**	**81.1%**	**84.0%**	**92.9%**		

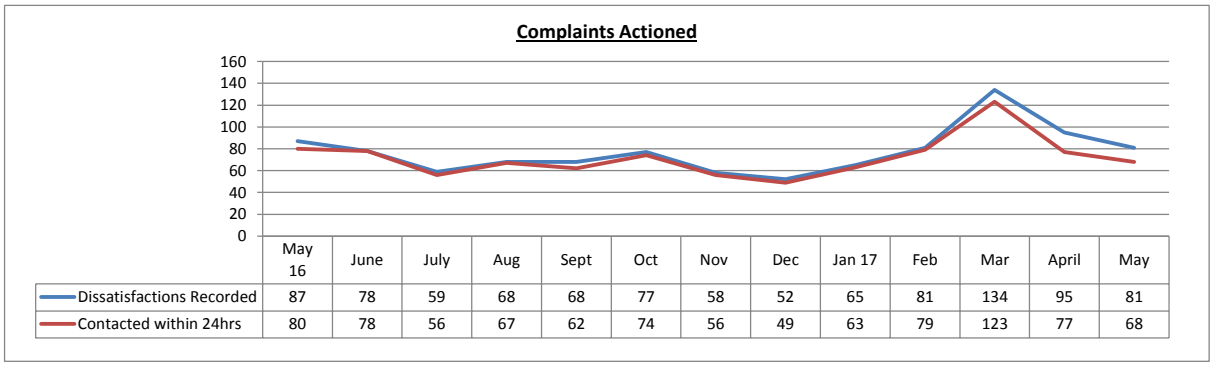

	May 16	June	July	Aug	Sept	Oct	Nov	Dec	Jan 17	Feb	Mar	April	May
Dissatisfactions Recorded	87	78	59	68	68	77	58	52	65	81	134	95	81
Contacted within 24hrs	80	78	56	67	62	74	56	49	63	79	123	77	68

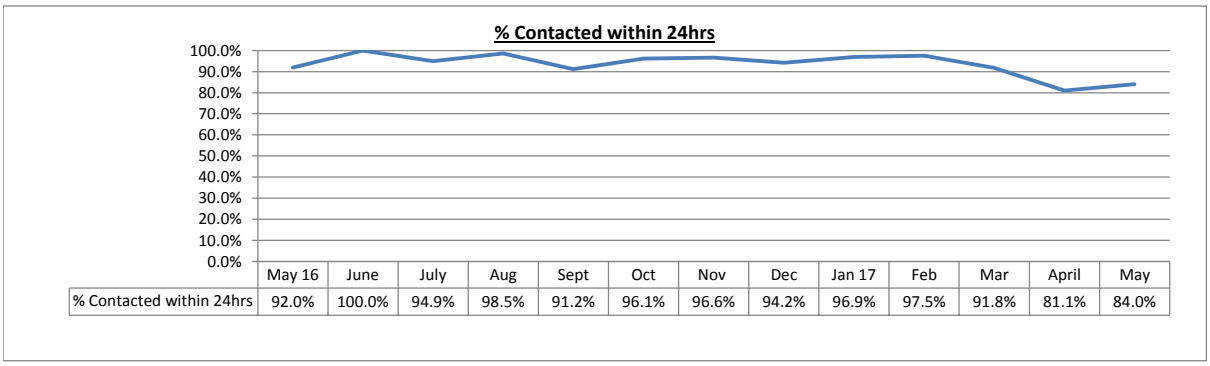

	May 16	June	July	Aug	Sept	Oct	Nov	Dec	Jan 17	Feb	Mar	April	May
% Contacted within 24hrs	92.0%	100.0%	94.9%	98.5%	91.2%	96.1%	96.6%	94.2%	96.9%	97.5%	91.8%	81.1%	84.0%

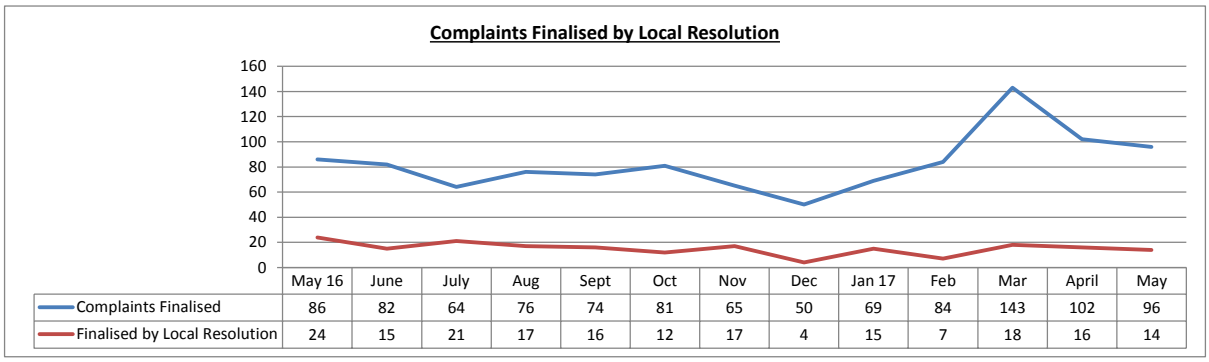

	May 16	June	July	Aug	Sept	Oct	Nov	Dec	Jan 17	Feb	Mar	April	May
Complaints Finalised	86	82	64	76	74	81	65	50	69	84	143	102	96
Finalised by Local Resolution	24	15	21	17	16	12	17	4	15	7	18	16	14

Appeals to the Force regarding the outcome of Local Resolution

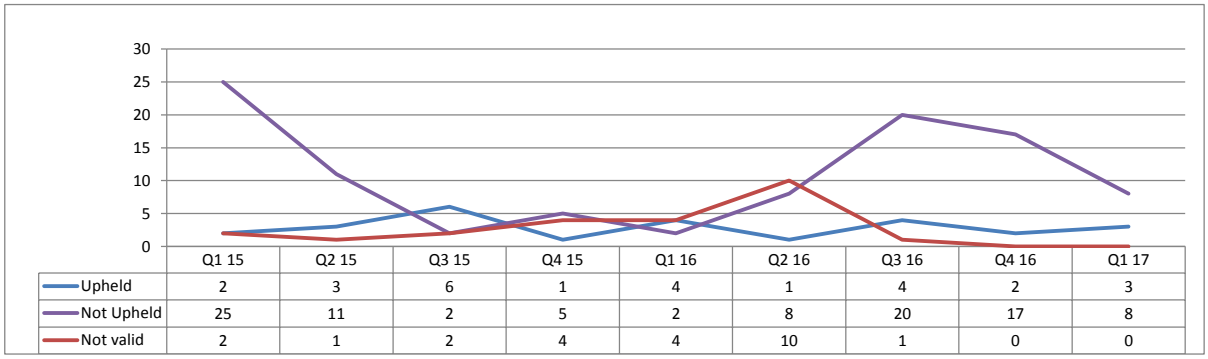

	Q1 15	Q2 15	Q3 15	Q4 15	Q1 16	Q2 16	Q3 16	Q4 16	Q1 17
Upheld	2	3	6	1	4	1	4	2	3
Not Upheld	25	11	2	5	2	8	20	17	8
Not valid	2	1	2	4	4	10	1	0	0

Appeals to the IPCC regarding the outcome of a complaint

Outcome of a Police Investigation

	Q1 15	Q2 15	Q3 15	Q4 15	Q1 16	Q2 16	Q3 16	Q4 16	Q1 17	Roll 12 Months
Upheld	0	0	0	0	0	0	0	0	0	0
Not Upheld	0	0	0	0	0	0	0	0	0	0
Not valid	1	0	0	0	0	0	0	0	0	1
Total	1	0	0	0	0	0	0	0	0	1

Non Recording of a Complaint

	Q1 15	Q2 15	Q3 15	Q4 15	Q1 16	Q2 16	Q3 16	Q4 16	Q1 17	Roll 12 Months
Upheld	1	3	2	3	3	2	1	1	2	18
Not Upheld	2	2	0	2	0	1	2	3	1	13
Not valid	0	0	0	2	0	0	0	1	0	3
Total	3	5	2	7	3	3	3	5	3	34

Local Resolution Process

	Q1 15	Q2 15	Q3 15	Q4 15	Q1 16	Q2 16	Q3 16	Q4 16	Q1 17	Roll 12 Months
Upheld	0	0	0	0	0	0	0	0	0	0
Not Upheld	0	0	0	0	0	0	0	0	0	0
Not valid	0	0	0	0	0	0	0	0	0	0
Total	0	0	0	0	0	0	0	0	0	0

Other

	Q1 15	Q2 15	Q3 15	Q4 15	Q1 16	Q2 16	Q3 16	Q4 16	Q1 17	Roll 12 Months
Upheld	0	2	0	0	0	0	0	0	0	2
Not Upheld	3	1	0	0	0	2	5	0	0	11
Not valid	0	0	0	0	0	0	0	0	0	0
Total	3	3	0	0	0	2	5	0	0	13

Total

	Q1 15	Q2 15	Q3 15	Q4 15	Q1 16	Q2 16	Q3 16	Q4 16	Q1 17	Roll 12 Months
Upheld	1	5	2	3	3	2	1	1	2	20
Not Upheld	5	3	0	2	0	3	7	3	1	24
Not valid	1	0	0	2	0	0	0	1	0	4
Total	7	8	2	7	3	5	8	5	3	48

Suspensions

Allegation Type	Police Officer/Staff	Date Suspended	Date Suspension Ended	Outcome
Discreditable Conduct, Duties & Responsibilities & Honesty & Integrity	Police Officer	10/04/2013	12/12/2016	Hearing - Not Proven
Criminal Conduct	Police Officer	30/12/2014		Dismissed
Honesty & Integrity, Discreditable Conduct & Equality & Diversity	Police Officer	25/02/2016	07/12/2016	Written Warning
Honesty & Integrity	Police Officer	13/04/2016		Court Date - Jan 2018
Discreditable Conduct	Police Officer	09/09/2016	05/05/2017	No Action
Discreditable Conduct	Police Officer	24/10/2016	04/01/2017	Final Written Warning
Discreditable Conduct	Police Officer	10/11/2016	17/02/2017	Advice
Discreditable Conduct	Police Officer	10/11/2016	17/02/2017	Investigation On-Going
Discreditable Conduct	Police Officer	20/01/2017		Dismissed
Confidentiality	Police Staff	06/10/2016		Dismissed
Confidentiality	Police Staff	15/12/2016		Contract not Renewed

Ethnicity of Subjects / Complainants attached to Recorded Complaints

Subjects Self Class Ethnicity attached to Recorded Complaints

	Q1 15	Q2 15	Q3 15	Q4 15	Q1 16	Q2 16	Q3 16	Q4 16	Q1 17	Roll 12 Months
White	182	182	177	121	118	114	124	78	86	402
BME	13	8	11	4	4	3	3	4	5	15
N/K	44	24	47	29	27	32	37	39	32	140
Total	239	214	235	154	149	149	164	121	123	557
% BME	5.4	3.7	4.7	2.6	2.7	2.0	1.8	3.3	4.1	2.7

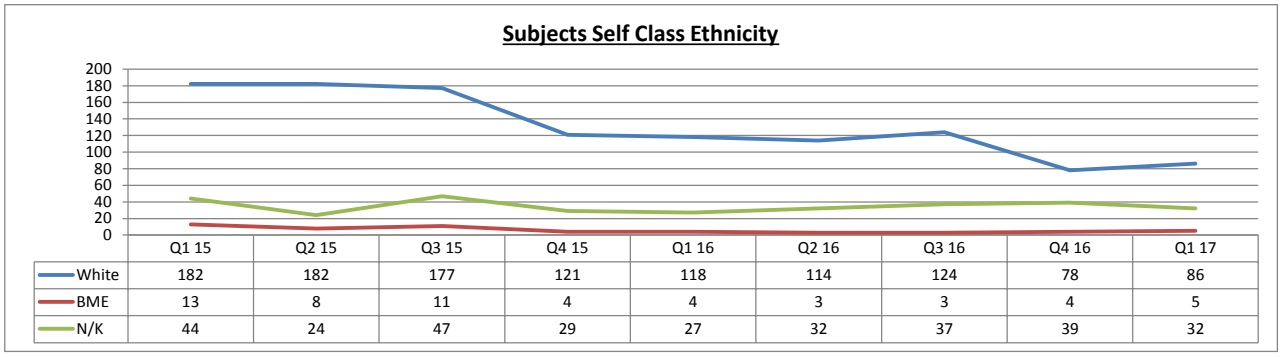

Complainants Self Class Ethnicity attached to Recorded Complaints

	Q1 15	Q2 15	Q3 15	Q4 15	Q1 16	Q2 16	Q3 16	Q4 16	Q1 17	Roll 12 Months
White	30	28	23	18	14	18	67	15	16	72
BME	3	1	10	1	4	2	4	2	2	10
N/K	173	152	153	110	98	92	102	91	86	371
Total	206	181	186	129	116	112	132	108	104	453
% BME	1.5	0.6	5.4	0.8	3.4	1.8	3.1	1.9	1.9	2.2

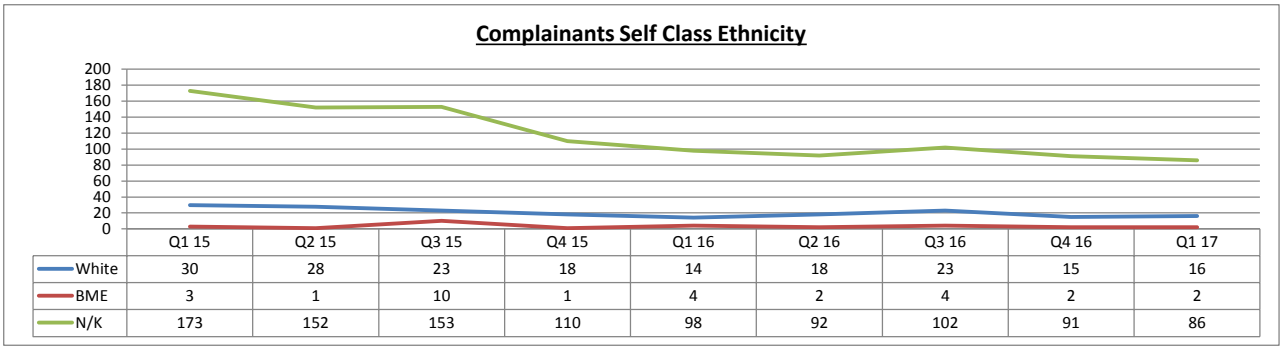

Stop/Search

2 complaint in relation to stop/search recorded during the period 01/12/2016 to 31/05/2017

Complaints Comparison Against Same Period in Previous Year

Complaints	Data Period:	01/12/15 to 31/05/16	01/12/16 to 31/05/17	Change over prev. year No.	Change over prev. year %
	Cases recorded	222	214	-8	-4%
	Cases Finalised	272	210	-62	-21%
	Cases Pending	95	150	55	58%
	Cases Live & Active	102	59	-43	-42%
	Allegations Recorded	270	281	11	4%
	Allegations Finalised	327	261	-66	-18%

	Complaints Recorded by Category	01/12/15 to 31/05/16	01/12/16 to 31/05/17	Change over prev. year No.	Change over prev. year %
01	Operational Policing Policies	11	10		
02	Organisational Decision	4	2		
03	General policing Standards	3	2		
04	Operational Management Decisions	1	0		
A	Serious Non Sexual Assault	0	0	0	0%
B	Sexual Assault	0	0	0	0%
C	Other Assault	20	21	1	5%
D	Oppressive Conduct/Harassment	16	6	-10	-63%
E	Unlawful/Unnecessary Arrest or Detention	18	11	-7	-39%
F	Discriminatory Behaviour	6	3	-3	-50%
G	Irregularity -Evidence/Perjury	1	1	0	0%
H	Corrupt Practice	7	7	0	0%
J	Mishandling of Property	5	7	2	40%
K	Stop & Search (Breach of Code A)	2	0	-2	-100%
L	Searching of Premises and Seizure of Property (Breach of Code B)	6	16	10	167%
M	Detention, Treatment and Questioning (Breach of Code C)	12	11	-1	-8%
N	Ident.Procedures (Br. of Code D)	0	0	0	0%
P	Tape Recording (Br. of Code E)	0	0	0	0%
Q	Lack of Fairness & Impartiality	0	7	7	
R	Multiple or Unspecified Breaches	0	0	0	0%
S	Other Neglect or Failure in duty	80	90	10	13%
T	Other Irregularity in Procedure	2	5	3	150%
U	Incivility, Impoliteness & Intolerance	60	61	1	2%
V	Traffic Irregularity	5	6	1	20%
W	Other	2	8	6	300%
X	Improper Disclosure of Information	9	7	-2	-22%
Y	Other Sexual Conduct	0	0	0	0%
	Totals	270	281	11	4%

CONDUCTS	Data Period:	01/12/15 to 31/05/16	01/12/16 to 31/05/17	Change over prev. year No.	Change over prev. year %
	Conducts recorded	28	30	2	7%
	Conducts Finalised	32	32	0	0%
	Conducts Pending	26	22	-4	-15%

Allegations completed during the period 01/12/2016 to 31/05/2017

NUMBER OF ALLEGATIONS	(1) Upheld - by PSD	(2) Not Upheld - by PSD	(3) Local Resolution - by Division	(3) Local Resolution - by PCC	(3) Local Resolution - by PSD	(4) Withdrawn - by Force	(5) Disapplication - by Force	(5) Disapplication - by PCC	(6) Discontinued - by Force	(7) De Recorded	**Total**
01. Operational policing policies	0	0	0	4	4	0	0	0	0	0	**8**
02. Organisational decisions	0	0	0	0	1	0	0	0	0	0	**1**
03. General policing standards	0	0	1	0	2	0	0	0	0	0	**3**
04. Operational management decisions	0	0	0	0	0	0	0	0	0	0	**0**
A. Serious Non-sexual assault	0	0	0	0	0	0	0	0	0	0	**0**
C. Other assault	0	1	0	1	3	1	5	0	0	1	**12**
D. Oppressive conduct or harassment	0	0	0	0	3	0	0	0	0	0	**3**
E. Unlawful/unnecessary arrest or detention	0	0	0	1	6	0	1	0	0	0	**8**
F. Discriminatory Behaviour	0	0	0	1	0	0	2	0	0	0	**3**
G. Irregularity in evidence/perjury	0	0	0	0	0	1	0	0	0	0	**1**
H. Corrupt practice	0	5	0	0	2	1	0	0	0	0	**8**
J. Mishandling of property	0	0	0	0	3	1	0	0	0	0	**4**
K. Breach Code A PACE	0	0	0	0	0	0	0	0	0	0	**0**
L. Breach Code B PACE	0	0	0	2	8	0	1	1	0	0	**12**
M. Breach Code C PACE	0	0	0	0	6	0	0	0	0	0	**6**
Q. Lack of fairness and impartiality	0	1	0	2	5	1	1	0	1	0	**11**
S. Other neglect or failure in duty	0	2	0	14	59	6	15	0	1	0	**97**
T. Other irregularity in procedure	1	0	0	0	2	2	2	0	0	1	**8**
U. Incivility,impoliteness and intolerance	0	0	0	19	24	2	3	0	0	2	**50**
V. Traffic irregularity	0	0	0	1	9	0	0	0	0	0	**10**
W. Other	0	0	0	1	2	1	2	0	0	0	**6**
X. Improper disclosure of information	0	0	0	0	8	0	1	0	0	0	**9**
Y. Other Sexual Conduct	0	0	0	1	0	0	0	0	0	0	**1**
	1	**9**	**1**	**47**	**147**	**16**	**33**	**1**	**2**	**4**	**261**