AUDIT COMMITTEE

CLEVELAND POLICE
Putting People First

Professional Standards Department

Audit Committee Report

3rd June 2016

Reference Number:	**Jun-16**
Prepared By:	**DC Mark Leadbitter**
Date:	**3rd June 2016**

This document contains data in an abridged format and may contain 'Sensitive Material' as defined in the Attorney General's guidelines for the disclosure of "Unused Material".

No part of this document may be copied or disclosed without prior reference to Supt. PSD.

National Intelligence Model
A Model for Policing

Period 01/12/2015 – 31/05/2016

There has been a decrease in the number of Cases recorded during this period (**348** to **222**), with a decrease in allegations (**416** to **270**), when compared to the same period in the previous year.

The Control Strategy Priorities for 2016/17 are the following Complaint categories:

- Category 'C' – Other Assault
- Category 'S' – Other Neglect / Failure in duty
- Category 'U' – Incivility, Impoliteness & Intolerance

In the period 01/12/2015 – 31/05/2016:

- Complaints of Other Assault (Category C) have decreased by **7** compared to the same period in the previous year, decreasing from **27** to **20**. The majority of assault complaints are linked to the arrest of the complainant. A complaint, for example, that handcuffs have been applied too tightly would fit this category.

- Complaints of Other Neglect or Failure in Duty (Category 'S') have decreased by **25** compared to the same period in the previous year, decreasing from **105** to **80**. The overriding theme for the Force in respect of Neglect complaints is crime enquiries.

- Complaints of Incivility (Category 'U') have decreased by **57** compared to the same period in the previous year, decreasing from **117** to **60**.

The decrease in complaints during this period compared to the same period in the previous year (noticeable in the areas around Other Asault (Cat C), Other Neglect or failure in Duty (Cat S) & Incivility, Impoliteness & Intolerance (Cat U)) is due to mainly to a change in recording practice.

From November 2014 all complaints suitable for local resolution, which would previously have been dealt with by District Supervision are now recorded and resolved by the triage team within PSD. This revised procedure has ensured a more consistent and speedy investigation/resolution is achieved in relation to complaints and in maintaining/improving public confidence. It has also greatly freed up time for District Supervision enabling them to concentrate more on district priorities. (A summary of the work undertaken by the triage team is included in the report).

Issues inside of the Control Strategy & Categories to Monitor

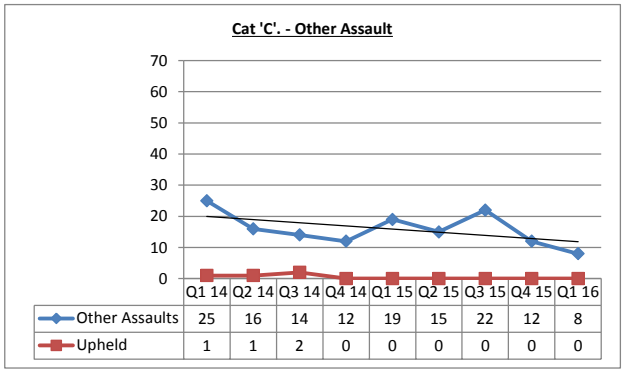

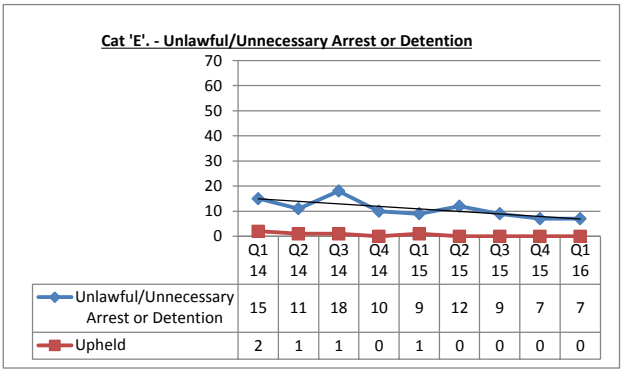

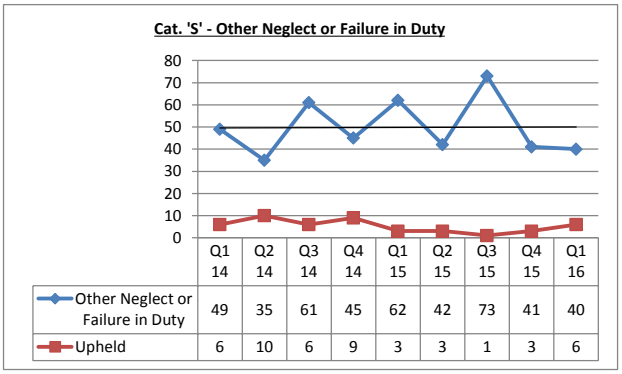

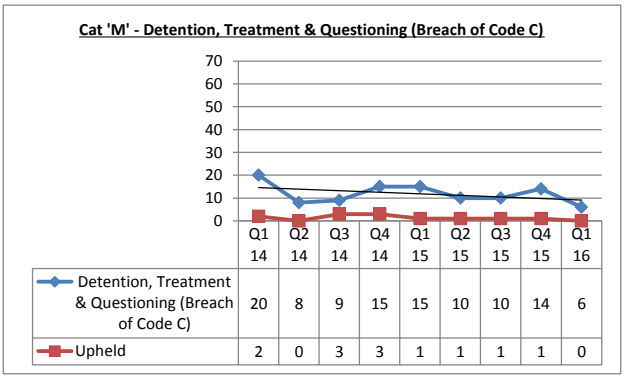

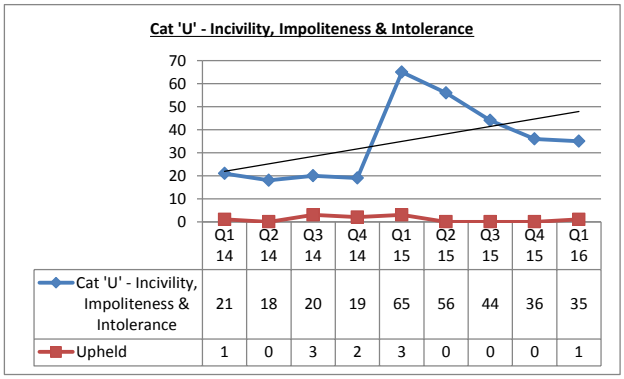

Complaint Cases & Complaints Recorded By Month Against 2014 T0 2016 Averages

Complaint Cases Recorded by Month

Cases	Jan	Feb	Mar	Apr	May	Jun	Jul	Aug	Sep	Oct	Nov	Dec	Month Av.	Jan-Dec Tot.
2014	36	30	42	24	35	32	45	30	35	35	26	37	33.9	407
2015	57	69	75	64	47	68	75	51	63	52	40	31	57.7	692
2016	31	50	38	37	33								37.8	189
14-16 Average	41	50	52	42	38	50	60	41	49	44	33	34	44.4	533

Complaints Recorded by Month

Complaints	Jan	Feb	Mar	Apr	May	Jun	Jul	Aug	Sep	Oct	Nov	Dec	Month Av.	Jan-Dec Tot.
2014	61	57	75	32	62	53	83	56	56	62	29	56	56.8	682
2015	66	78	81	75	62	92	92	69	90	72	48	33	71.5	858
2016	36	67	41	52	39								47.0	235
14-16 Average	54	67	66	53	54	73	88	63	73	67	39	45	61.7	740

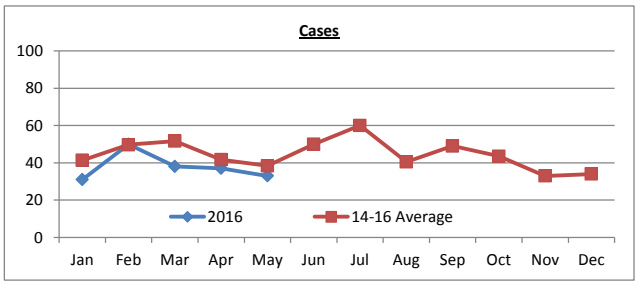

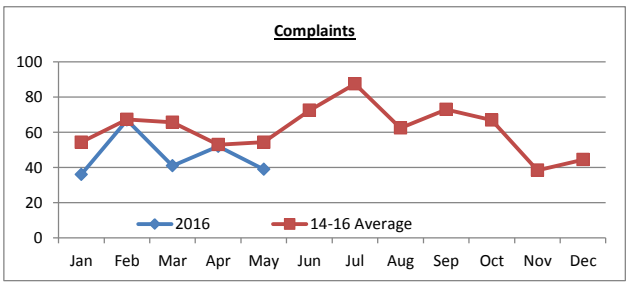

Recorded Case & Complaints by Quarter

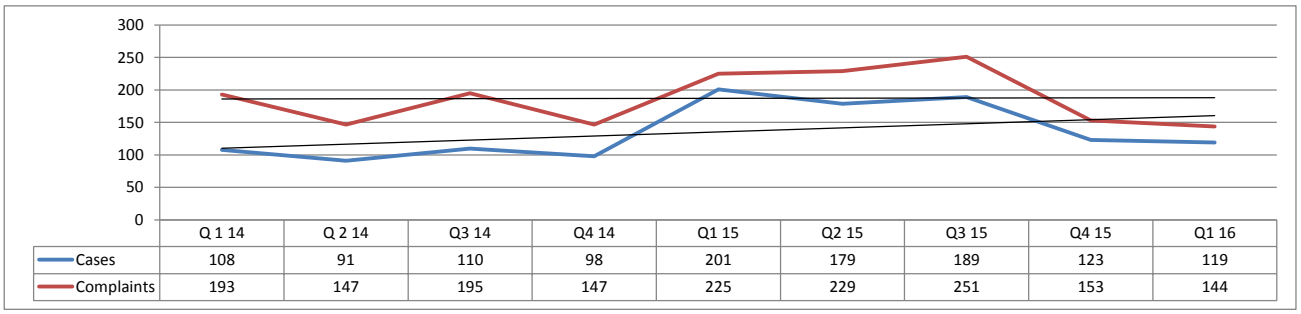

	Q 1 14	Q 2 14	Q3 14	Q4 14	Q1 15	Q2 15	Q3 15	Q4 15	Q1 16
Cases	108	91	110	98	201	179	189	123	119
Complaints	193	147	195	147	225	229	251	153	144

Investigation Days

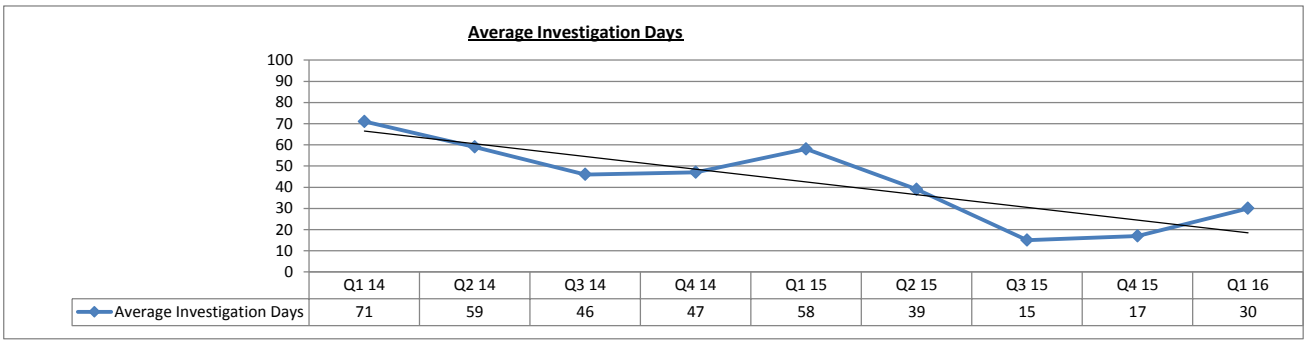

	Q1 14	Q2 14	Q3 14	Q4 14	Q1 15	Q2 15	Q3 15	Q4 15	Q1 16
Average Investigation Days	71	59	46	47	58	39	15	17	30

Live Complaint Cases - Investigation Days

P.S.Department currently have 102 non-finalised Complaints. (An decrease of 45 complaints since 03/12/15)

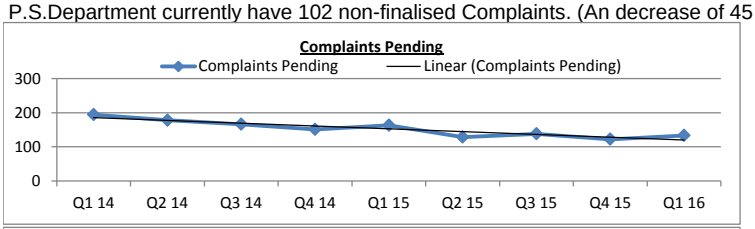

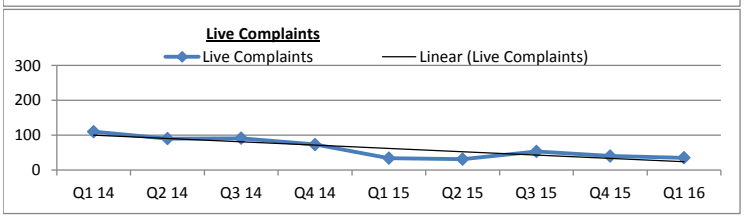

Of these:
> 6 Complaints are subject of an appeal
> 0 Complaints where an appeal has been upheld
> 39 complaints are currently at the point where the investigation has been stopped and a letter has been sent to the Complainant and the file is in the 28 day period where an appeal may be lodged, or an appeal has been lodged
> 10 Complaints are currently sub-judice
The remaining **47** complaints are live (**5** less than the number of complaints compared to the previous period

Regulation Notices Served by Quarter

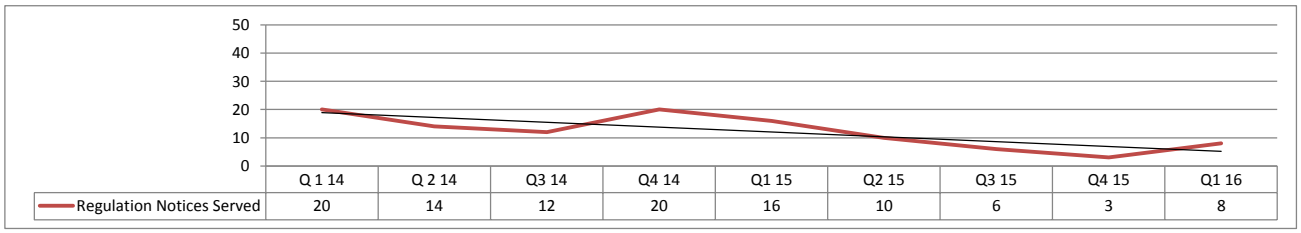

	Q 1 14	Q 2 14	Q3 14	Q4 14	Q1 15	Q2 15	Q3 15	Q4 15	Q1 16
Regulation Notices Served	20	14	12	20	16	10	6	3	8

Complaints Finalisation Trends

	Q1 14	Q2 14	Q3 14	Q4 14	Q1 15	Q2 15	Q3 15	Q4 15	Q1 16
LR By Dist / Dept	47	40	32	33	16	7	7	1	0
LR By PSD	28	38	32	32	140	207	197	133	85
All Means	277	213	220	216	215	268	262	178	134
% Finalised by Local Resolutior	####	**36.6%**	**29.1%**	**30.1%**	**72.6%**	**79.9%**	**77.9%**	**75.3%**	**63.4%**

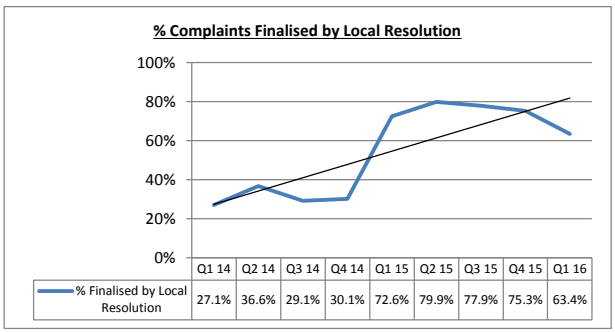

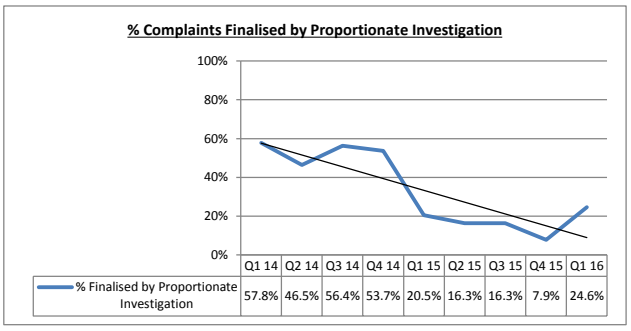

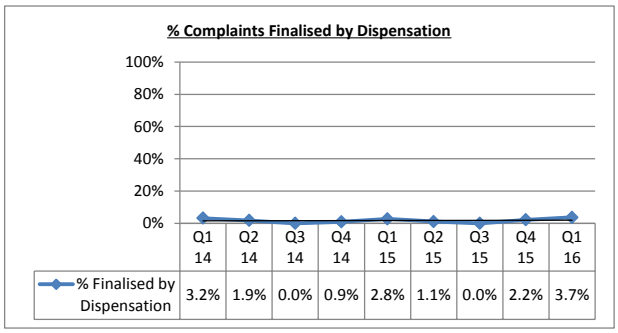

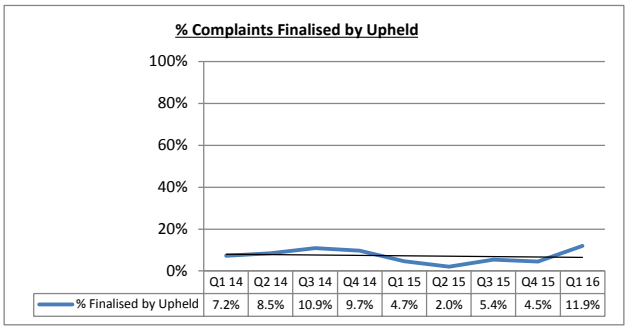

Source: Centurion Complaints System Data via Xanalysis

Traige Team - Local Resolution Summary

Date	May 2015	June	July	Aug	Sept	Oct	Nov	Dec	Jan 16	Feb	Mar	April	May	June	**Average**		**Total**
Dissatisfactions Recorded	30	50	56	45	39	56	40	36	43	67	53	67	87		**51.5**		**669**
Contacted within 24hrs	30	49	52	44	38	56	40	35	39	67	53	66	80		**49.9**		**649**
% Contacted within 24hrs	#####	**98.0%**	**92.9%**	**97.8%**	####	#####	**100.0%**	**97.2%**	**90.7%**	**100.0%**	**100.0%**	**98.5%**	**92.0%**		**97.0%**		

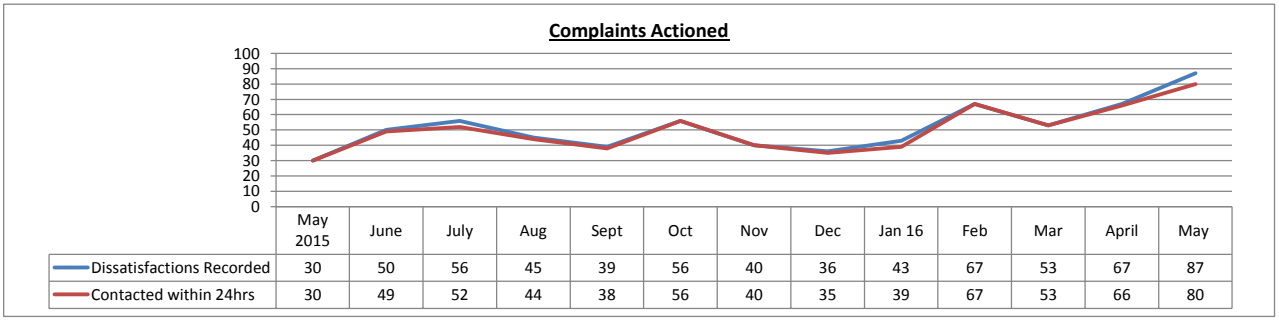

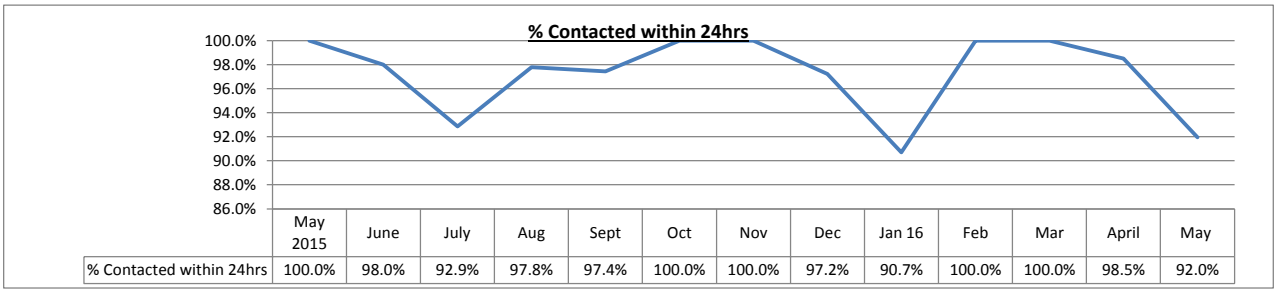

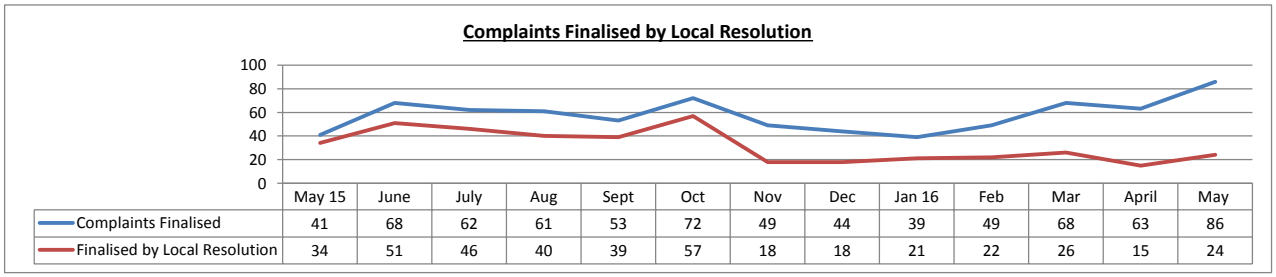

Appeals to the Force regarding the outcome of Local Resolution

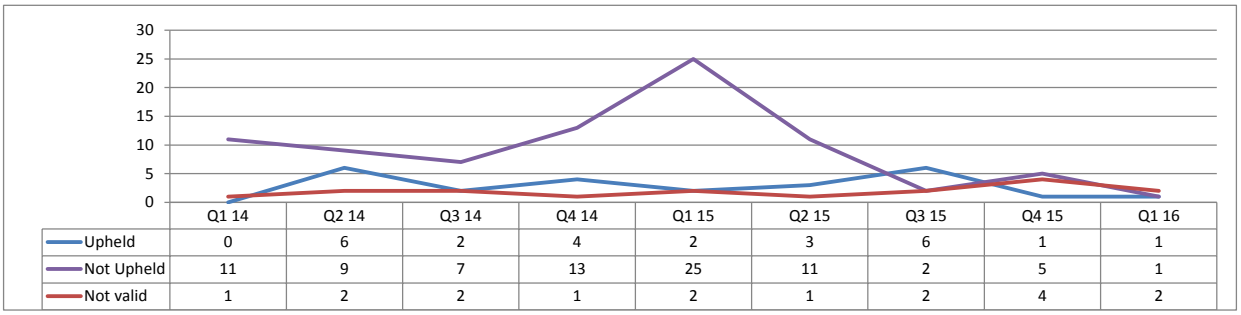

	Q1 14	Q2 14	Q3 14	Q4 14	Q1 15	Q2 15	Q3 15	Q4 15	Q1 16
Upheld	0	6	2	4	2	3	6	1	1
Not Upheld	11	9	7	13	25	11	2	5	1
Not valid	1	2	2	1	2	1	2	4	2

Appeals to the IPCC regarding the outcome of a complaint

Outcome of Police investigation

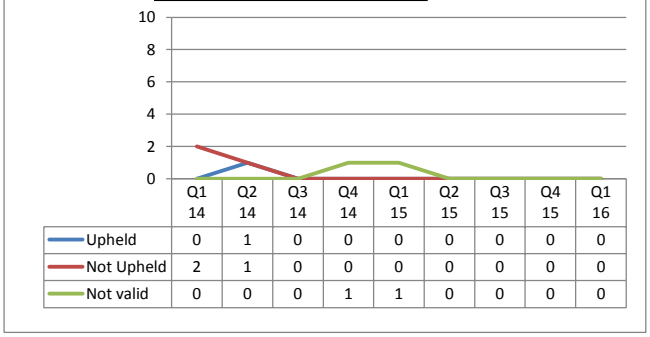

	Q1 14	Q2 14	Q3 14	Q4 14	Q1 15	Q2 15	Q3 15	Q4 15	Q1 16
Upheld	0	1	0	0	0	0	0	0	0
Not Upheld	2	1	0	0	0	0	0	0	0
Not valid	0	0	0	1	1	0	0	0	0

Non Recording of a Complaint

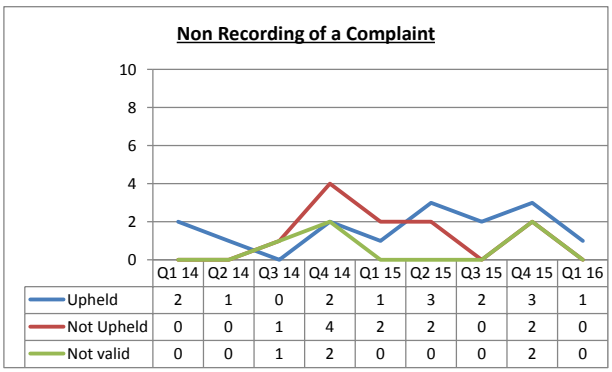

	Q1 14	Q2 14	Q3 14	Q4 14	Q1 15	Q2 15	Q3 15	Q4 15	Q1 16
Upheld	2	1	0	2	1	3	2	3	1
Not Upheld	0	0	1	4	2	2	0	2	0
Not valid	0	0	1	2	0	0	0	2	0

Local Resolution Process

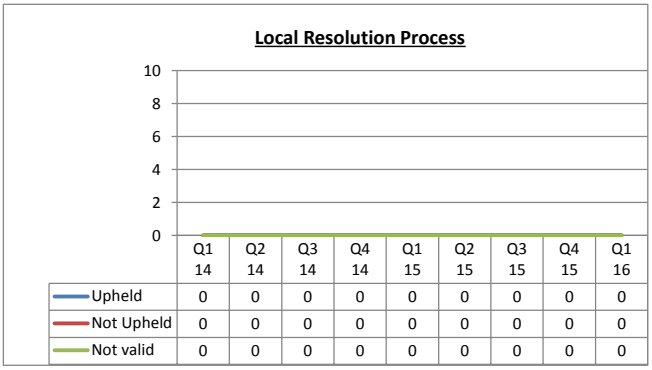

	Q1 14	Q2 14	Q3 14	Q4 14	Q1 15	Q2 15	Q3 15	Q4 15	Q1 16
Upheld	0	0	0	0	0	0	0	0	0
Not Upheld	0	0	0	0	0	0	0	0	0
Not valid	0	0	0	0	0	0	0	0	0

Other

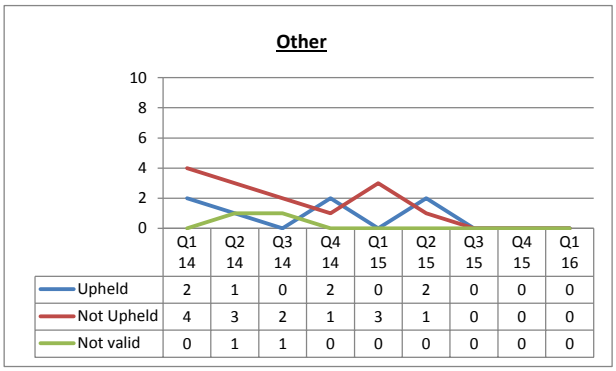

	Q1 14	Q2 14	Q3 14	Q4 14	Q1 15	Q2 15	Q3 15	Q4 15	Q1 16
Upheld	2	1	0	2	0	2	0	0	0
Not Upheld	4	3	2	1	3	1	0	0	0
Not valid	0	1	1	0	0	0	0	0	0

Totals

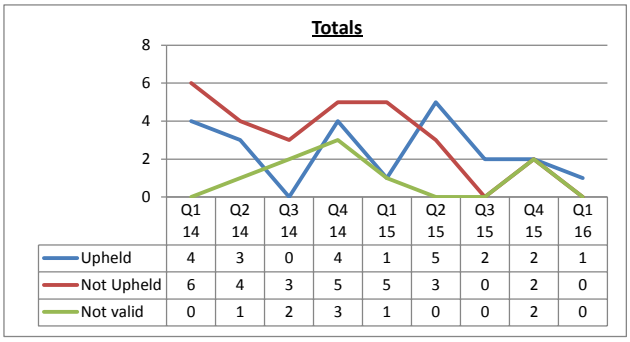

	Q1 14	Q2 14	Q3 14	Q4 14	Q1 15	Q2 15	Q3 15	Q4 15	Q1 16
Upheld	4	3	0	4	1	5	2	2	1
Not Upheld	6	4	3	5	5	3	0	2	0
Not valid	0	1	2	3	1	0	0	2	0

Suspensions

During the period, there have been 11 suspensions:

Police Officer	10
Support Staff	0
PCSO	1
Total	11

There are currently 10 Police Officers suspended, under the following allegations:

2 x Officers	Corrupt practice
1 x Officer	Corrupt practice & Oppressive Conduct & Harassment
1 x Officer	Discriminatory Behaviour, Improper Disclosure of Information & Incivility, Impoliteness & Intolerance
1 x PCSO	Equality & Diversity
1 x Officer	Equality & Diversity
1 x Officer	Honesty & Integrity
2 x Officer	Honesty & Integrity, Equality & Diversity & Discreditable Conduct
1 x Officer	Orders & Instructions
1 x Officer	Use of force & Discreditable conduct

Ethnicity of Subjects / Complainants attached to Recorded Complaints

Subjects Self Class Ethnicity attached to Recorded Complaints

	Q1 14	Q2 14	Q3 14	Q4 14	Q1 15	Q2 15	Q3 15	Q4 15	Q1 16	Roll 12 Months
White	134	113	130	110	182	182	177	121	118	598
BME	5	5	11	4	13	8	11	4	4	27
N/K	44	27	31	28	44	24	47	29	27	127
Total	183	145	172	142	239	214	235	154	149	752
% BME	2.7	3.4	6.4	2.8	5.4	3.7	4.7	2.6	2.7	3.6



Complainants Self Class Ethnicity attached to Recorded Complaints

	Q1 14	Q2 14	Q3 14	Q4 14	Q1 15	Q2 15	Q3 15	Q4 15	Q1 16	Roll 12 Months
White	58	55	65	51	30	28	67	18	14	83
BME	2	8	4	2	3	1	10	1	4	16
N/K	69	54	61	60	173	152	153	110	98	513
Total	129	117	130	113	206	181	132	129	116	612
% BME	1.6	6.8	3.1	1.8	1.5	0.6	5.4	0.8	3.4	2.6



Stop/Search

Two (2) complaints in relation to stop/search recorded during the period 01/12/2015 to 31/05/2016

09/02/2016 He complains that he was searched being suspected of having a stolen mobile phone.
25/02/2016 He complains that a female officer conducted a search on him and felt near his penis area several times even though he had requested that the male Officer present conduct the search.

Complaints Comparison Against Same Period in Previous Year

Complaints	Data Period:	01/12/14 to 31/05/15	01/12/15 to 31/05/16	Change over prev. year No.	Change over prev. year %
	Cases recorded	348	222	-126	-36%
	Cases Finalised	356	272	-84	-22%
	Cases Pending	136	95	-41	-30%
	Cases Live & Active	137		-137	-100%
	Allegations Recorded	416	270	-146	-35%
	Allegations Finalised	447	327	-120	-24%

	Complaints Recorded by Category	01/12/14 to 31/05/15	01/12/15 to 31/05/16	Change over prev. year No.	Change over prev. year %
01	Operational Policing Policies	6	11		
02	Organisational Decision	4	4		
03	General policing Standards	2	3		
04	Operational Management Decisions	1	1		
A	Serious Non Sexual Assault	2	0	-2	-100%
B	Sexual Assault	1	0	-1	-100%
C	Other Assault	26	20	-6	-23%
D	Oppressive Conduct/Harassment	14	16	2	14%
E	Unlawful/Unnecessary Arrest or Detention	19	18	-1	-5%
F	Discriminatory Behaviour	1	6	5	500%
G	Irregularity -Evidence/Perjury	1	1	0	0%
H	Corrupt Practice	0	7	7	#DIV/0!
J	Mishandling of Property	15	5	-10	-67%
K	Stop & Search (Breach of Code A)	2	2	0	0%
L	Searching of Premises and Seizure of Property (Breach of Code B)	16	6	-10	-63%
M	Detention, Treatment and Questioning (Breach of Code C)	25	12	-13	-52%
N	Ident.Procedures (Br. of Code D)	1	0	-1	-100%
P	Tape Recording (Br. of Code E)	0	0	0	#DIV/0!
Q	Lack of Fairness & Impartiality	14	0	-14	-100%
R	Multiple or Unspecified Breaches	1	0	-1	-100%
S	Other Neglect or Failure in duty	104	80	-24	-23%
T	Other Irregularity in Procedure	8	2	-6	-75%
U	Incivility, Impoliteness & Intolerance	116	60	-56	-48%
V	Traffic Irregularity	3	5	2	67%
W	Other	25	2	-23	-92%
X	Improper Disclosure of Information	9	9	0	0%
Y	Other Sexual Conduct	0	0	0	#DIV/0!
	Totals	416	270	-146	-35%

CONDUCTS	Data Period:	01/12/14 to 31/05/15	01/12/15 to 31/05/16	Change over prev. year No.	Change over prev. year %
	Conducts recorded	17	28	11	65%
	Conducts Finalised	28	32	4	14%
	Conducts Pending	15	26	11	73%

Allegations completed during the period 01/12/2015 to 31/05/2016

NUMBER OF ALLEGATIONS	(1) Upheld - by IPCC	(1) Upheld - by PSD	(2) Not Upheld - by IPCC	(2) Not Upheld - by PSD	(2) Unsubstantiated	(3) Local Resolution - by Division	(3) Local Resolution - by PSD	(4) Withdrawn - by Force	(5) Disapplication - by Force	(5) Disapplication - by PCC	(6) Discontinued - by Force	(7) De Recorded	Special Requirements	**Total**
01. Operational policing policies	0	0	0	1	0	0	10	0	0	0	0	0	0	**11**
02. Organisational decisions	0	0	0	0	0	0	3	0	0	0	0	0	0	**3**
03. General policing standards	0	0	0	0	0	0	3	0	0	0	0	0	0	**3**
04. Operational management decisions	0	0	0	0	0	0	1	0	0	0	0	0	0	**1**
A. Serious Non-sexual assault	1	0	0	1	0	0	0	0	0	0	0	0	0	**2**
C. Other assault	0	0	0	6	0	0	7	2	6	0	8	1	0	**30**
D. Oppressive conduct or harassment	0	4	0	2	0	0	12	0	3	1	2	0	1	**25**
E. Unlawful/unnecessary arrest or detention	0	1	0	3	0	0	12	0	0	0	1	0	0	**17**
F. Discriminatory Behaviour	0	0	0	1	0	0	8	0	0	0	0	0	0	**9**
G. Irregularity in evidence/perjury	0	1	0	0	0	0	2	0	1	0	0	0	0	**4**
H. Corrupt practice	0	0	0	0	0	0	1	0	1	0	1	0	0	**3**
J. Mishandling of property	0	0	0	0	0	0	8	0	0	0	1	0	0	**9**
K. Breach Code A PACE	0	0	0	2	1	0	2	0	0	0	0	0	0	**5**
L. Breach Code B PACE	0	1	0	0	1	0	5	0	0	0	0	0	0	**7**
M. Breach Code C PACE	0	1	0	2	0	0	4	0	0	0	8	0	0	**15**
Q. Lack of fairness and impartiality	0	1	0	1	0	0	1	0	0	0	0	0	0	**3**
S. Other neglect or failure in duty	0	8	0	1	0	1	72	4	0	0	1	3	0	**90**
T. Other irregularity in procedure	0	0	0	1	0	0	6	0	0	0	2	0	0	**9**
U. Incivility,impoliteness and intolerance	0	1	0	3	1	0	52	0	0	0	3	0	0	**60**
V. Traffic irregularity	0	0	0	0	0	0	6	0	0	0	0	0	0	**6**
W. Other	0	2	0	1	0	0	3	0	0	0	1	0	0	**7**
X. Improper disclosure of information	0	1	1	0	0	0	6	0	0	0	0	0	0	**8**
	1	**21**	**1**	**25**	**3**	**1**	**224**	**6**	**11**	**1**	**28**	**4**	**1**	**327**